

Accessing the Writing Center on Zoom

When it's time for your appointment, log into WC Online (<https://du.mywconline.com/>) and click on your appointment box. You will see instructions to "CLICK HERE FOR ZOOM CONSULTATIONS."

Consultations will take place in Zoom; if you prefer to have your consultation using WC Online, just let your consultant know.

Your consultation will start by :05 and conclude by :50. Have your paper, assignment prompt, and other materials handy!

WHEN YOUR ZOOM APPOINTMENT IS SCHEDULED TO START:

[CLICK HERE FOR ZOOM CONSULTATIONS](#)

Once you click on this link from WC Online, a window will open up.

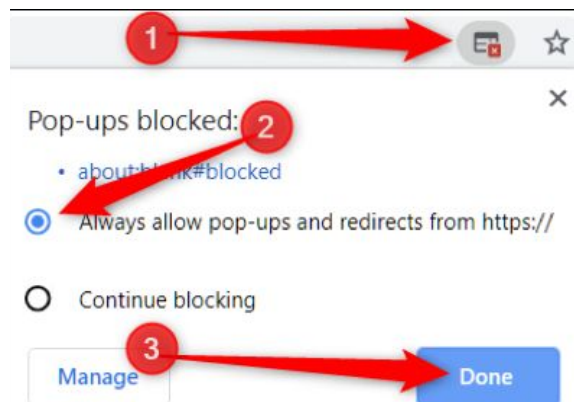


Launching...

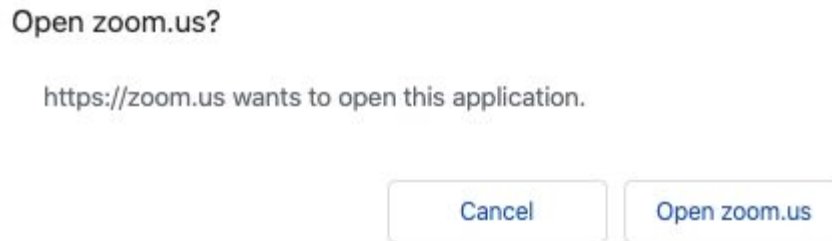
Please click **Open zoom.us** if you see the system dialog.

If nothing prompts from browser, [click here](#) to launch the meeting, or [download & run Zoom](#).

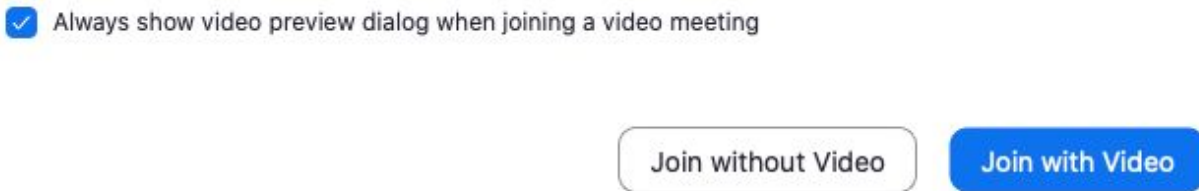
If nothing happens, click on "click here to launch meeting" to manually activate the pop-up. Also, be sure to allow pop-ups in your browser:



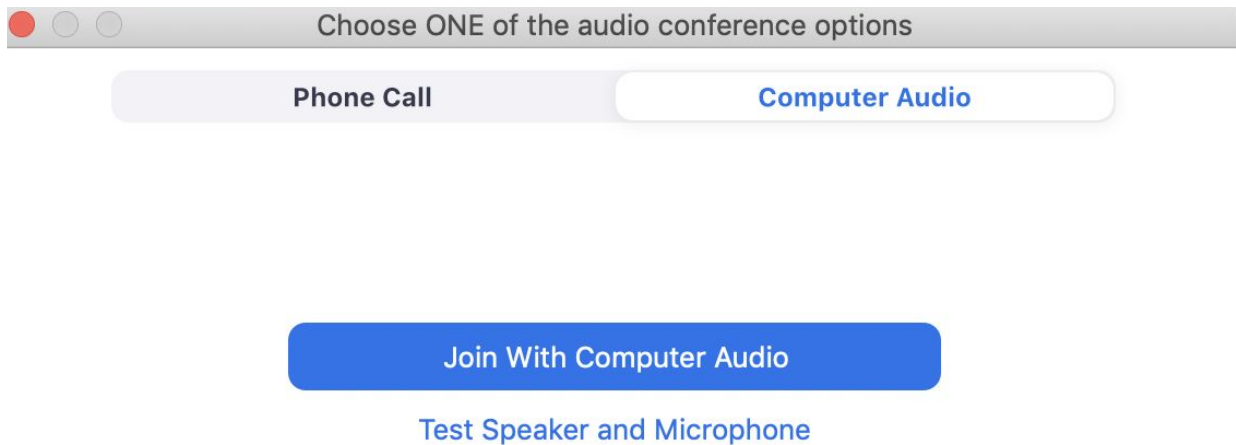
When this pop-up appears, click “Open zoom.us.”



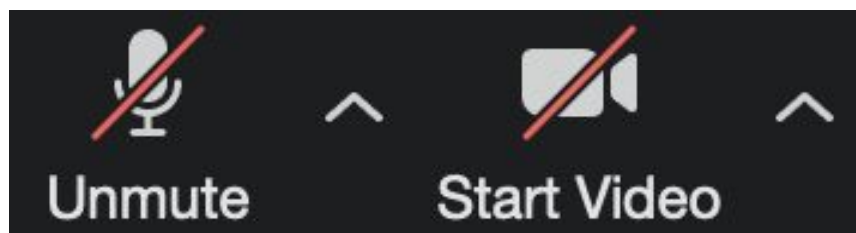
When the meeting opens, activate your video by clicking “Join with Video.”



You should also see a similar prompt for “Join with Computer Audio.”

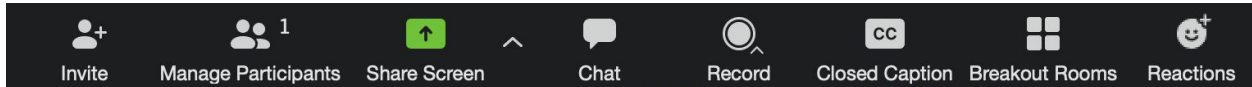


You can always join video and audio later by clicking on the microphone and video in the lower left of the screen.

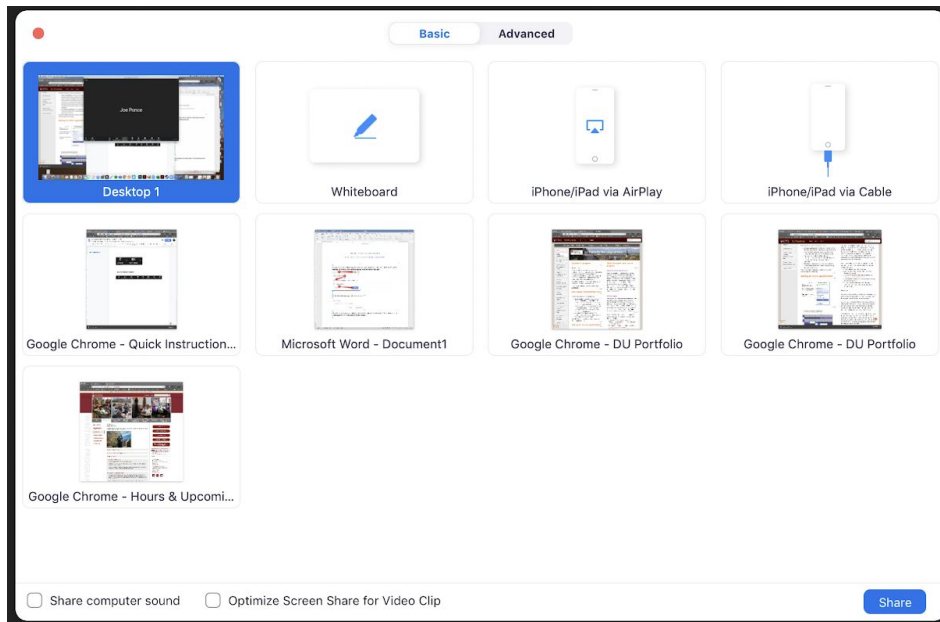


How to Share Screen

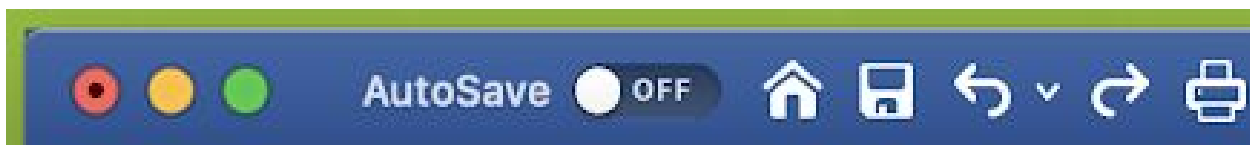
Hover your cursor over the bottom of the screen to see extra options. Click “Share Screen.”



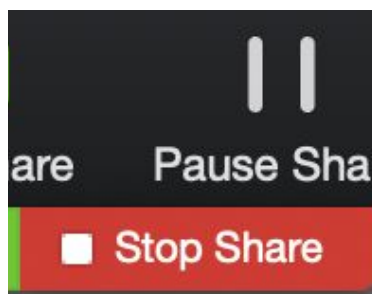
From the menu, select only the window that you would like to share with the consultant. Then, click “Share.” We recommend that you close any personal windows before your appointment.



Any window you share appears with a green outline.



To stop sharing your screen, click the red area marked “Stop Share”



How to Annotate a Document

To annotate a document with your consultant, you must be sharing your screen. Then, click “Annotate.”



Another menu will open with options for annotating.



Please note: any annotations you make stay on the screen and do not move when you scroll through a document. We recommend that you take a screenshot of your annotations before scrolling.